

Fund Objective

The Fund aims to outperform the S&P Global ex Australia and New Zealand Between USD1 Billion and USD5 Billion Net Total Return Index in AUD over a three to five year period (after management costs and before tax).

Performance Net (%)	1 Month	3 Months	1 Year	3 Years p.a.	5 Years p.a.	Since Inception* p.a.
Global Small Cap Fund	0.74	-0.66	5.84	8.71	8.73	13.91
Benchmark**	1.35	1.99	11.30	11.59	11.00	14.48
Excess Return	-0.61	-2.65	-5.46	-2.89	-2.27	-0.57

* Inception date - 18 January 2013

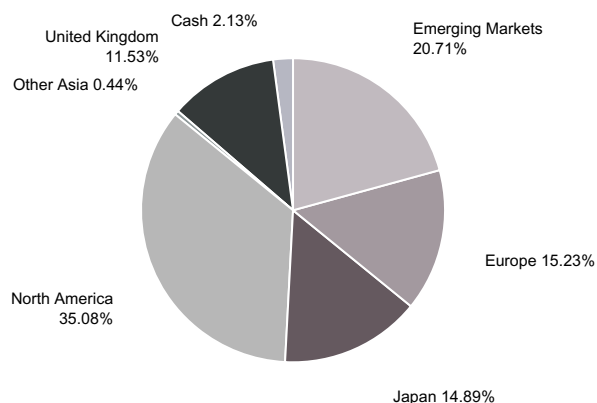
Fund Details

APIR Code	ETL0365AU
Fund Size (AUD m)	\$748
Number of Stocks	71
Weighted Average Market Capitalization (AUD)	\$3,630
Fund Currency	AUD
Distribution Frequency	Semi-Annually
Management Fee	1.25% p.a.
Performance Fee	15% p.a.
Buy Sell Spread	+/-0.30%
Minimum Investment (AUD)	\$20,000

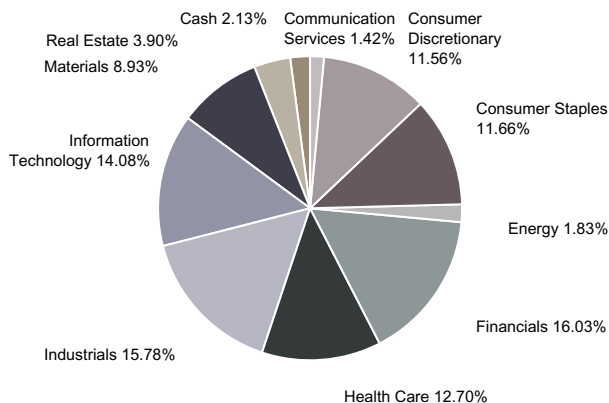
Top 10 Positions

	Weight %
Kansai Paint Co., Ltd.	3.15
Avanos Medical, Inc.	2.85
Axis Capital Holdings Ltd.	2.71
Mandom Corporation	2.60
ITT, Inc.	2.58
Nihon Kohden Corporation	2.53
CNO Financial Group, Inc.	2.50
Equiniti Group Plc	2.44
ON Semiconductor Corporation	2.32
Prologis Property Mexico, S.A. de C.V.	2.30

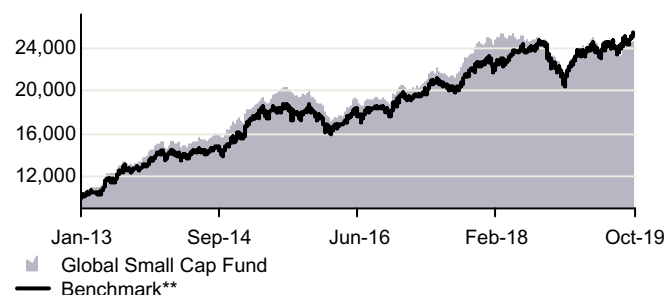
Region Allocation



Sector Allocation



Growth of AUD 10,000



Contact

Phone: 02 8227 7400

Email: distribution@paradice.com

Website: www.paradice.com

** S&P Global ex Australia and New Zealand Between USD1 Billion and USD5 Billion (AUD) NTR Index effective from 5 November 2018. Prior to this date the benchmark was S&P Global Between USD1 Billion and 5 Billion (AUD) NTR Index effective from 1 October 2015 to 4 November 2018 inclusive and S&P Global Between USD1 Billion and 5 Billion (AUD) TR Index prior to 1 October 2015.

Disclaimer

This information is prepared by Paradise Investment Management Pty Ltd (ABN 64 090 148 619, AFSL No. 224158) (Paradice, we or us). This material is not intended to constitute advertising or advice (including legal, tax or investment advice) of any kind. These materials are not to be distributed and must not be copied, reproduced, published, disclosed or passed to any other person at any time without the prior written consent of Paradise. Equity Trustees Limited (ABN 46 004 031 298, AFSL No. 240975) (Equity Trustees) is the responsible entity of, and issuer of units in, the Paradise Global Small Cap Fund (ARSN 161 493 456) (Fund). Equity Trustees is a subsidiary of EQT Holdings Limited (ABN 22 607 797 615), a publicly listed company on the Australian Securities Exchange (ASX:EQT). In deciding whether to acquire, or to continue to hold, units in the Fund please read the current product disclosure statement available from Paradise. Past performance of the Fund is not a reliable indicator of future performance. The value of an investment in the Fund may rise or fall. Returns are not guaranteed by any person. Total returns are calculated before tax and after ongoing management costs. We encourage you to think of investing as a long-term pursuit. In preparing this information, we have not considered your investment objectives, financial situation or needs and therefore the Fund may not be suitable for you. You should have regard to your own individual objectives, financial situation and needs and, if necessary, seek independent professional advice before you make any investment decision. Neither Paradise, Equity Trustees, nor any of their respective related parties, directors or employees, make any representation or warranty as to the accuracy, completeness, reasonableness or reliability of the information contained in this publication or accept liability or responsibility for any losses, whether direct, indirect or consequential, relating to, or arising from, the use or reliance on any part of this material. Any rates of return, forecasts or estimates contained in this publication are not guaranteed. The content of this publication is current as at the date of its publication and is subject to change at any time. It does not reflect any events or changes in circumstances occurring after the date of publication.